

**LMD Assessment passes with 69% Yes votes!
See page 3 for details**



Until It Rains.....

None of us can say for certain when it will rain again. We've had four years of drought and while forecasters are telling us that an "El Nino" may be in the making for this coming winter, we need to plan for the worst while hoping for the best. Anyone who has taken the time to drive around Glen Cove lately can clearly see that green lawns are becoming a thing of the past. Some residents may be holding out for a wet winter to rejuvenate their lawns and landscaping while others have already made a commitment to convert their landscaping to a low maintenance low water use design with native plants and ground covering.

In the meantime, regardless of the drought, please keep in mind that you still need to maintain your landscaping. While heavy lawn watering is out, other vegetation may still need occasional watering. Also, the only thing that looks worse than an overgrown green lawn is an overgrown dead one. Please remove dried out dead vegetation and keep your front yard area as neat as possible. Our lawns may be dying but there is still a need to keep other landscaping as presentable as possible in keeping with Glen Cove's overall effort to keep Glen Cove looking its best.

You may notice that there are several landscaping related articles in this issue of the newsletter. We believe that the timing for gardening and landscaping information is especially important now due to the drought and because we know that residents are considering a variety of options relative to changes in their landscaping. Happy gardening!

Glen Cove Community Association.





Welcome Vallejo Admiral Players!

Vallejo's own Pacific Division Professional Baseball team, the Vallejo Admirals, had need of housing for their players for the summer season this year and came up with a creative solution. Glen Cove's Fire Station 26 has been closed for a few years and is in rotation to be opened again next year and was in need of cleaning in preparation.

The Admirals needed beds, bathrooms, and kitchens facilities and especially a workout room. With the City Council's permission, twelve Admirals player were allowed to stay in Station 26 during the season.

The team hosted a BBQ on May 23rd to meet residents of the surrounding neighborhood and Glen Cove in general. Refreshments were provided by the team and neighbors brought homemade dishes. All team members, coaches, and management staff were on hand to mingle and talk about baseball. The twelve players housed at the Station are very aware of being part of a residential neighborhood and the responsibility it entails. The players don't stay out late or play loud music at night and are watchful of any activities in the surrounding streets.

The Vallejo Admirals have two more months of play with home games at Wilson Park along Curtola Parkway and Solano Ave. Ample parking is available. Their schedule can be found at www.VallejoAdmirals.com and on Facebook under VallejoAdmirals. The games are low cost, local, and a lot of fun. Take yourself out to this ball game this summer, enjoy a night out with friends, and please don't forget to visit the concession stands.



*Serving Glen Cove
since 1986*

Tim Pickens

Real Estate Counseling * Selling * Buying *
* Investments *
Property Management

(707) 373-2551
CTPickens@aol.com

164 Robles Way #356
Vallejo, CA 94591



Wills ♦ Trusts ♦ Family Law ♦
Estate Planning & Administration
♦ Personal Injury ♦ DUI ♦
♦ Real Estate ♦ Probate ♦
Consumer Law ♦ Business Law

707.748.0900
940 Adams St. Ste. A.
Benicia, CA 94510
www.SolanoLawGroup.com

MENTION THIS AD & RECEIVE 50% OFF CONSULTATION

THANK YOU, THANK YOU, THANK YOU.....

The Glen Cove Community Association (G.C.C.A.) board would like to thank the Glen Cove Community for supporting the new Landscape Development Measure. The measure passed by more than a two to one margin. The real good news is that Glen Cove will continue to look its best and that future maintenance, repair, and upgrades can move forward with confidence. We have been attempting to hold our own with funds set at a 1988 dollar value. At that rate the continued maintenance of our landscaping was unsustainable.

We want to thank all of those who worked hard to ensure the measure's passage. The G.C.C.A. board will work diligently to ensure that Glen Cove's landscaping projects are well planned and that contracts represent a good dollar value. We will also continue to work with the city to obtain a reasonable administrative fee for their oversight and to ensure that projects or changes are undertaken in the best interest of Glen Cove residents.

G.C.C.A. Board

TIRE & AUTOMOTIVE OSCALITO  **GOODYEAR**

Partnering Together to Provide Quality Products & Services for 44+ Years!

<p>Get a \$60 Mail-In Rebate on a set of 4*</p> <p>OR</p> <p>Get a \$120 Mail-In Rebate on a set of 4 with your Goodyear Credit Card!</p>	<p>GOODYEAR ASSURANCE[®] COMFORTRED[®] TOURING TRIPLETRIED[™] ALL-SEASON TRIPLETRIED[™] ALL-SEASON</p>	<p>GOODYEAR EAGLE[®] F1 ASYMMETRIC 2[™] F1 ASYMMETRIC ALL-SEASON</p>	<p>GOODYEAR WRANGLER[®] ALL-TERRAIN ADVENTURE WITH KEVLAR[®]</p>
<p>Get a \$40 Mail-In Rebate on a set of 4*</p> <p>OR</p> <p>Get an \$80 Mail-In Rebate on a set of 4 with your Goodyear Credit Card!</p>	<p>GOODYEAR ASSURANCE[®] ALL-SEASON</p>	<p>GOODYEAR EAGLE[®] SPORT ALL-SEASON</p>	<p>GOODYEAR WRANGLER[®] SR-A[®]</p>

\$20 MAIL-IN REBATES* ON ELIGIBLE TIRE INSTALLATION SERVICES

Goodyear Visa Prepaid Card by Mail-In Rebate with the purchase on the Goodyear Credit Card between July 1 and September 30, 2015 of:

- At least \$50 of Eligible Tire Installation Services AND
- A set of 4 Goodyear or Dunlop rebate-eligible tires.

Rebate-Eligible Tire Installation Services include:

- Tire Mount and Balance (parts & labor)
- Tire Disposal
- Valve Stems/TPMS (parts & labor)

Tire Installation Services exclude:

- Road Hazard Warranty
- Alignments
- Shop Supplies and Taxes

*Mail-In Rebate paid in the form of a Goodyear Visa Prepaid Card. Qualifying purchase must be made on the Goodyear Credit Card. Subject to credit approval. Offers valid on purchases between 07/01/15 - 09/30/15. Allow 6 to 8 weeks for delivery. See store associate for complete details and rebate form. Additional terms and conditions apply.

850 Redwood Street Vallejo 643-8271 www.toscalito.com



Do-It-Yourself Drip Irrigation

Assuming that your yard has a sprinkler system, you can convert it to drip irrigation system relatively easily. Unless you already have experience with this process, it is recommended that you start small. That is, begin with one set of sprinkler heads that are controlled by the same valve (usually several valves are next to each other a foot or so above ground level, often near the house). To undertake this task you should be prepared to do some digging.

Drip irrigation is appropriate for trees, shrubs, and vegetables, but not for lawns that need water distributed over their entire area. Drip pinpoints water to specific locations.

In this day and age there are tremendous resources online to help you with projects. In particular, there are many videos on YouTube that provide step-by-step instructions for most home improvement projects including the installation of drip irrigation. It is useful to view several videos and make note of the commonalities and differences among them. A YouTube video entitled, "How to Install a Drip Irrigation System by Converting Sprinklers", <https://www.youtube.com/watch?v=plH8lsRz1-k> provides a nice introduction to the work.

In addition to viewing the video, what follows are some things you should take into account as you convert to a drip system. First, turn on the valve that controls the sprinkler heads that water the area you wish to convert to drip. Mark the location of the heads with little flags (purchased at any store that sells irrigation products) or anything else you have handy. Think about how you want to arrange the drip irrigation in order to water each of the plants. You may purchase 90 degree elbows and tees in order to create a network of tubing to reach all your plants.

For the purposes of this explanation we will assume that the drip irrigation will run from the location of just one of the sprinkler heads and the rest of the heads will be capped. Choose the sprinkler head that you wish to use as the water source for the drip.

Here is where the digging comes in. Dig down around all of the sprinkler heads until you get deep enough that the bottom of the holes are below the heads. Generally speaking the head is threaded onto half inch plastic pipe that is segmented with threads on all the segments. Unscrew the sprinkler head. As the video states you may purchase a unit that contains a filter and pressure reducer that will screw onto the half inch riser. Use white Teflon tape on all threaded connections. Unscrew the remaining heads and replace them with half inch caps.

Return to the filter/pressure reducer and connect it to the black half inch tubing that you will run through your planting bed. The connection is made by wetting the outside

Continued on page 6

Vallejo Police Department's 2nd Annual Summit

On July 11th, The Vallejo Police Department hosted the 2nd Annual Summit. At the Summit the top three issues in each section of the City were identified. Those Issues were:

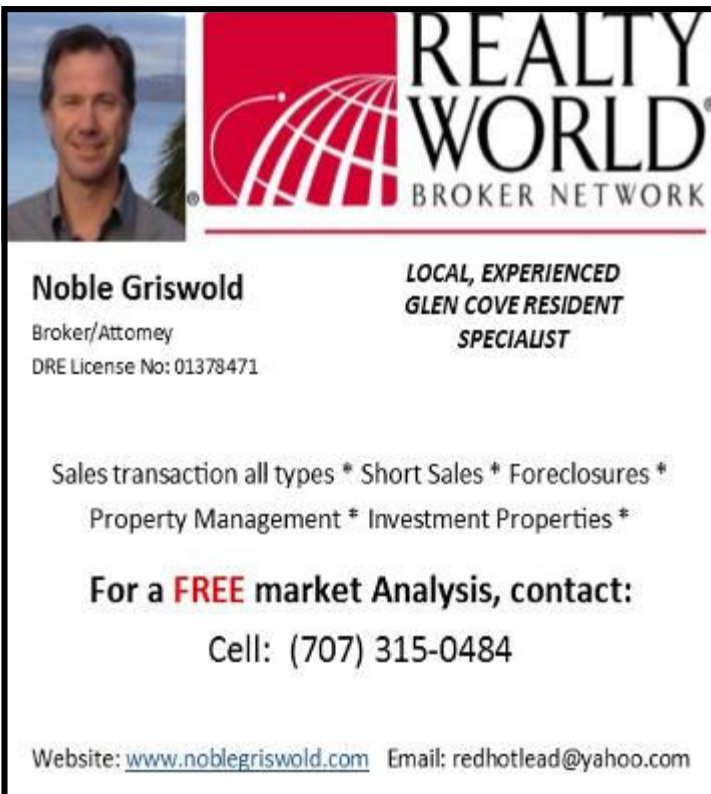
- (1) Speeding and reckless driving.
- (2) Dumped Trash and Graffiti
- (3) Gunshots, Prostitution, Drugs and squatters
- (4) Loitering and loud music around businesses.

Along with identifying these issues everyone brainstormed on solutions. The following are suggested solutions for these issues:

- (1) More Police Presence and Enforcement. In the near future the Police Department will be establishing a new full time Safe Net Team.
- (2) Establish Neighborhood Watch Groups on each block throughout the City with Neighborhood Coordinators and Captains receiving continued Education to share with their neighbors on how to prevent and report crime.
- (3) Report all suspicious and criminal activity to 911, so it is documented and Officers have the chance to respond.
- (4) Attempt to take pictures or video from a safe location and document descriptions and license plates of vehicles dumping trash and report it to 911, with a follow up call to CSS at 707-553-7218. 5. Report all Drug, Prostitution and Squatter properties to CSS.

It is important to know that the Vallejo Police Department is unable to view any threads on Nextdoor due to Nextdoor's privacy policy. If you see a thread on Nextdoor with information that you feel the Police Department should be aware of, please copy and paste it in an email to CSS@cityofvallejo.net.

If you need help establishing a neighborhood watch group please contact Tina Encarnacion at Christina.encarnacion@cityofvallejo.net or 707-651-7184.



REALTY WORLD
BROKER NETWORK

Noble Griswold
Broker/Attorney
DRE License No: 01378471

*LOCAL, EXPERIENCED
GLEN COVE RESIDENT
SPECIALIST*

Sales transaction all types * Short Sales * Foreclosures *
Property Management * Investment Properties *

For a FREE market Analysis, contact:
Cell: (707) 315-0484

Website: www.noblegriswold.com Email: redhotlead@yahoo.com



BENICIA PLUMBING INC.
ESTABLISHED 1978

"PEOPLE TAKING CARE OF PEOPLE..."

Repair or Replace • Water - Gas - Sewer
Garbage Disposal • Drain Cleaning • Water Heaters
Video Camera • Slab Leaks • Free Estimates

**Residential and Commercial
Service 24/7**

(707) 745-2930
www.BeniciaPlumbing.com
CA Lic. #329632

Best of 2009, 2010, 2011, 2012 & 2013




Continued from page 4

of the tubing (to make it slippery), inserting it into the unit, and rocking the tubing back and forth as you apply pressure to force it in. This compression fitting will hold the tubing snugly. The half inch tubing may be 50 or 100 feet or whatever length will be needed to pass near the plants you wish to water.

If the tubing runs close to a plant, you can use a tool (purchased at an irrigation store) to puncture a hole in the tubing in order to insert an emitter. Emitters are available with rates of .5, 1, or 2 gallons per hour. If a plant is further from the half inch tubing, you can puncture a hole, insert a connector, then push quarter inch tubing onto the connector, then push an emitter into the end of the smaller tubing. Before you install the emitters, flush out the system by running water through it to remove any particles, such as dirt, that may have entered. Eventually you will secure the black tubing to the ground with u-shaped staples that will be pushed or hammered into the ground.

The video shows a fitting that can be used at the end of the half inch tubing as a plug, however, a cheaper choice is to buy a plastic figure eight, slip it onto the end of the tubing, fold the tubing, and insert the folded part into the other half of the figure eight. Once you have completed the installation be sure to cover, not bury in the soil, the tubing with wood chips or bark in order to protect it from the sun.

A note of caution: before commencing consider your entire yard and how it is watered by the different sets of sprinkler heads. Because so little water comes out of each emitter, you can water a large number of plants using one loop/circuit of tubing and emitters. You may find that you will be able to water everything using fewer valves. If you can figure it out, develop a plan for the entire yard before you start work on the sprinklers you have chosen.



Ward Stewart
UC Master Gardener-Solano

Vallejo Garden Tour & Festival

If you, or someone you know, would like to have your yard considered for the next garden tour that will take place in May, 2016, please send an email to: wardrstewart@gmail.com.

Memberships

CURRENT LIST THROUGH 7/15/15 **RENEWALS (Mail & Online)**

Aguirre, Cesar & Alcira
Baccay, Raul & Bernie
Blackmon, David & Diane
Bohanon, Earic & Tanya
Bohanon, Tanya
Braheny, Deborah Halter & David
Brock, John & Lisa
Cade, Suzanne
Cercone, Mary Ellen
Chambers, Mark
Chypre, Betty
Cianciolo, Ann
Ciceron, Ferdinand & Menchu
Cook, Gene
Costas, Cesar & Rosy
Cushingberry, Zella
Davis, Juenita
Dees, Alexis
Douglas, Johnathan
Faucher, David & Jennifer
Galan, Nito & Victoria
Goldbeck, Carol
Groleske-Wiseman, Lisa
Guillen, Marlene Cannova & Manuel
Halligan, Ruth Anne
Heier, Kevin & Chris
Heppe, Karol
Herring, Peggy
Hodgdon, Kate
Hodge, Whit & Rosemarie
Huey, James & Jasmin
Jameson, Karen
Jenkins, Gradean
Kahn, Lance Sandvik & Bobbi
Kennington, Scott Lane & Stacey
Kilbourne, Dale & Charlie
Kingsley, Kim
Knight, Jim
Lacey, Terisiat & Roland
Lambert, Ken & Carmen
Lee, David & Patricia
Marocchino, Kathryn & Gianfranco
McCormick, Rowen
Morgan, Nicole Morgan & Marc
Mossage, Aida
Mundian, Maninderpal
Muniandy, Ragunath

Ong, Patricio
Parrish, Laurie
Payne, Margaret
Ragadio, Femmie & Tony
Ruffner, Anita
Santibanez, Laura
Shane, Susan & Mike
Sotoris, James & T.
Stewart, Wilhelmina & Horace
The Genesis House
Thomas, Stephen & Territta
VanDervoort, William
Wahng, Dennis
Ware, Eileen
Wood, Robin & Bob
Woodhurst, Jakcie, Gabriele & Michael
Zervas, Stanley

GCES DONATIONS

Brooks, Worthy & Doris
Douglas, Johnathan
Dunn, Louis & Nancy
Guillen, Marlene Cannova & Manuel
Kahn, Lance Sandvik & Bobbi
Lambert, Ken & Carmen
Ruffner, Anita
Sotoris, James & T.
West, Lisa Simms West & Kim
Wood, Robin & Bob

NEW MEMBERS (Mail & Online)

Brooks, Worthy & Doris
DeGennaro, Ralph & Kay
Diehl, Jay & Sandra
Doherty, Judy
Dunn, Louis & Nancy
Gamboa, Didith
Hammond, Gilda
Hennessey, Sean & Connie
Hillyard, Jeanne & Doug
Holstein, Sandi
Knight, Tom & Amber
Lane, Kathi
Langston, Rita
Luzano, Allen & Sharleen
Mallari, Teresita
Nawar, Marci
Nicks, Joanne
Sarna, Lisa
Surick, Lynn & Steve
Tully, Tanya
Turner, Kevin & Betty
West, Lisa Simms West & Kim



**Experienced
Personal
Trainer
For All
Ages &
Abilities!**

◆ **AFAA and CPR Certified**
◆ **Insured**
◆ **Professional and Caring**
(707) 342-4909

SeeClickFix



See trash dumped, street light burned out or a city maintenance problem? The SeeClickFix app and website allows you to immediately report the problem, upload a photo and track the response and corrections. The Vallejo Maintenance Dept acknowledges receipt of the issue and adds follow ups or completion notifications appropriately.



Next Door is a great way to communicate with your neighbors on crime, happenings, lost pets, and events. The Vallejo Police and Fire Departments frequently use the Next Door boards for announcements, police actions and warnings. App are free for iPhones and Android phones. Website sign up is at NextDoor.com

Vallejo Police Department App now available for iPhone and Android devices. Important contact number, online reporting and crime statistics map. The app is free.




LYNDY PICKENS
REALTY

Sales, Purchases & Property Management
Consulting and RE Planning



LyndyPickensRealty.com

Lyndy Pickens,
Broker, GRI
707-373-8584
26 + years of experience
BRE#01034513





Want to stay connected with what's happening in Vallejo? Sign up for the City of Vallejo's E-Newsletter and other communication options at <http://www.ci.vallejo.ca.us/cms/one.aspx?objectId=26266>



Twilight Jewels: Moon Jupiter and Venus
Photo courtesy of resident Eric Dugan. www.EricDuganPhotography.com

**Glen Cove Community Assn.
164 Robles Way, #254
Vallejo, CA 94591**

Publishing Information:

The Glen Cove—"Neighbor to Neighbor"

Newsletter is a publication of the Glen Cove Community Association

DEADLINE FOR THE NEXT DIGITAL ISSUE: Sept 15, 2015

News/Articles Submission & information:

GlenCoveVallejo.com/Newsletter

Ad Submissions & Information:

Contact Neal or Monica Zimmerman at 707 556-3467 or email: nzimmerman51@gmail.com

